

CONTROL YOUR LIFT WITH EASE

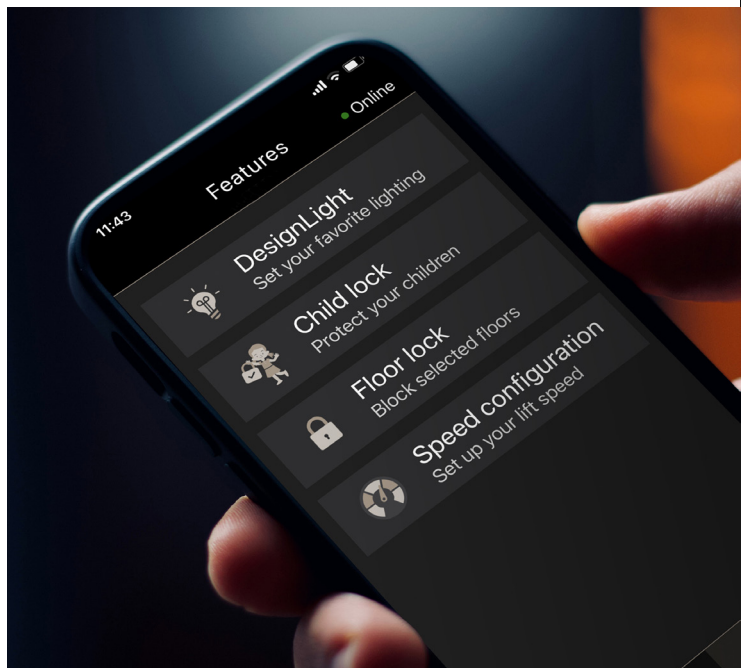
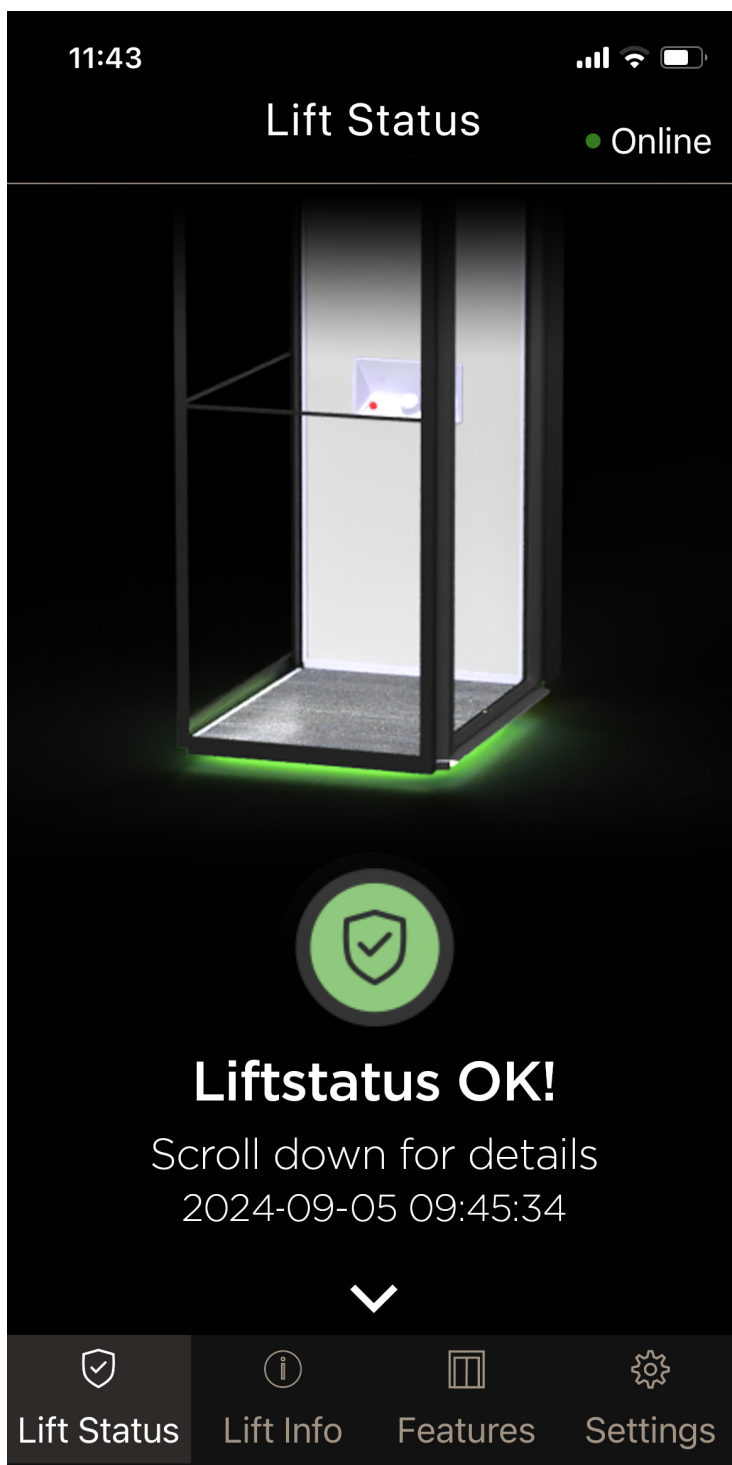
Aritco SmartApp Datasheet 2026

With the Aritco SmartApp we offer a great experience for you as an Aritco lift owner, in order to feel safe and to be fully updated of your lift's status.

The first screen after login is the Lift Status page.

The Aritco SmartApp also indicate when it is time for the next service.

If your maintenance provider is connected to Aritco SmartFleet they can see if your lift is in good health or if support or maintenance is needed.




Aritco Lift AB
Elektronikhöjden 14, Box 516
175 26 Järfälla, Sweden

T: +46 (0) 8 120 401 00
E: info@aritco.com
www.aritco.com

Explore Aritco SmartApp

Key functionality

Aritco lifts¹ are SmartApp enabled which means you get live status information in the app and your maintenance provider has access to Aritco Smartfleet for remote monitoring and support of the lift.



Lift Status



Lift status OK!
The lift is OK.



Lift has warnings!
The lift has warnings and user should check error message and contact a maintenance provider if the problem can not be easily fixed by the user.



Lift has errors!
The lift has active alarms and the user should check the message and contact a maintenance provider to fix the problem.

Maintenance indicator

The maintenance indicator is a feature that helps you keep track of when your lift needs servicing. By keeping up with regular maintenance, you can avoid costly repairs by catching problems early on and will extend the life of your lift and ensure that it runs smoothly for years to come.

Child lock

Child lock is a safety feature that prevents the lift from being operated from the platform, enhancing safety to prevent injuries giving you peace of mind knowing that for example young passengers cannot operate the lift without supervision. Conveniently activate directly or schedule activation.

Floor lock (Beta)

Floor lock allows you to lock a floor so you cannot travel to this floor. This feature can be activated instantly and you can create a weekly recurring schedule. Conveniently improve the security of your building by preventing unauthorized access to certain floors by activating or scheduling Floor lock from the SmartApp.

DesignLight

You can use one of our 3 standard modes **Always on**, **Fade** or **Energy Saving**. There is also an advanced mode to configure all the available parameters and timers to customize the lights. If you have a lift with colored LED you can set the color of the shaft lights for the Aritco HomeLift.


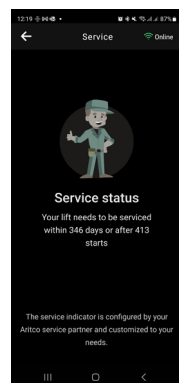

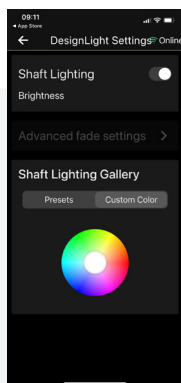
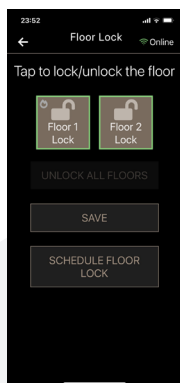
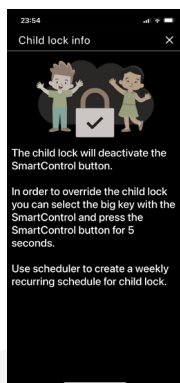
Speed

For lifts with the high speed option the user can set the desired travel speed.²

App download

Can be downloaded from:
Apple App Store, Google Play

¹ Not applicable for Aritco 9000, Aritco PublicLift Access and Aritco PublicLift Cabin
² Only available outside CE and UKCA markets.



Download the app on
App Store



Download the app on
Google Play

